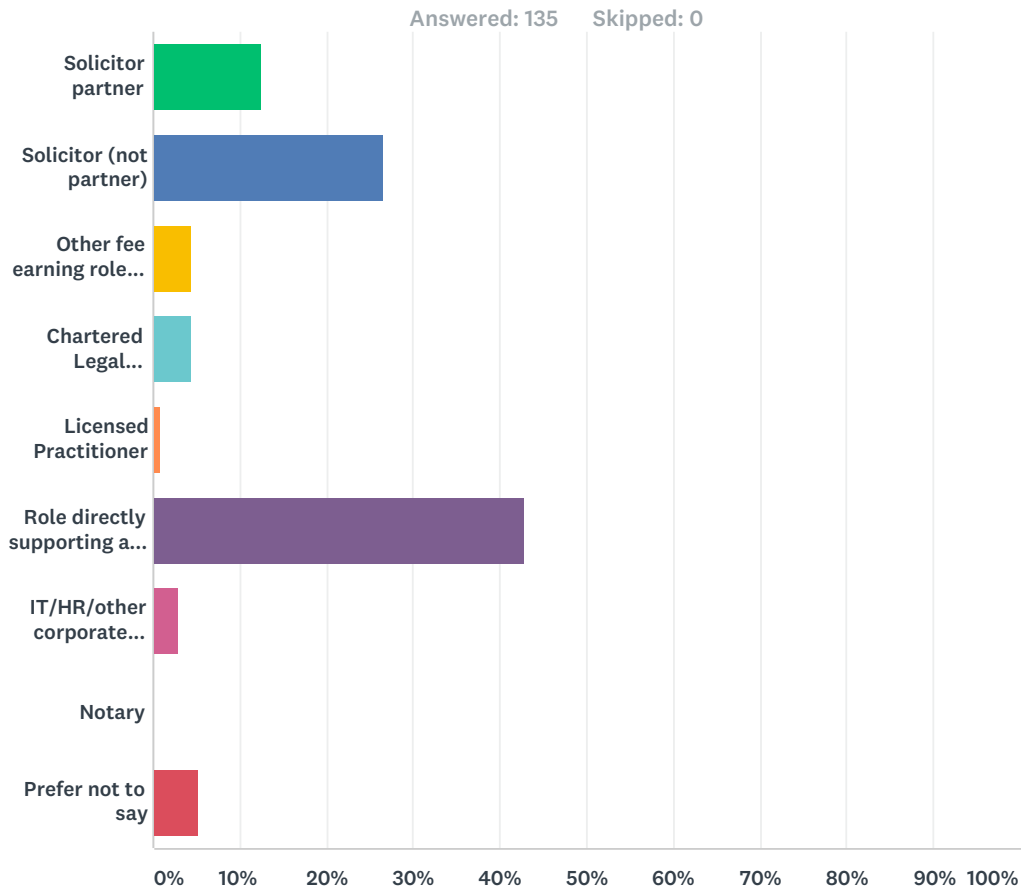
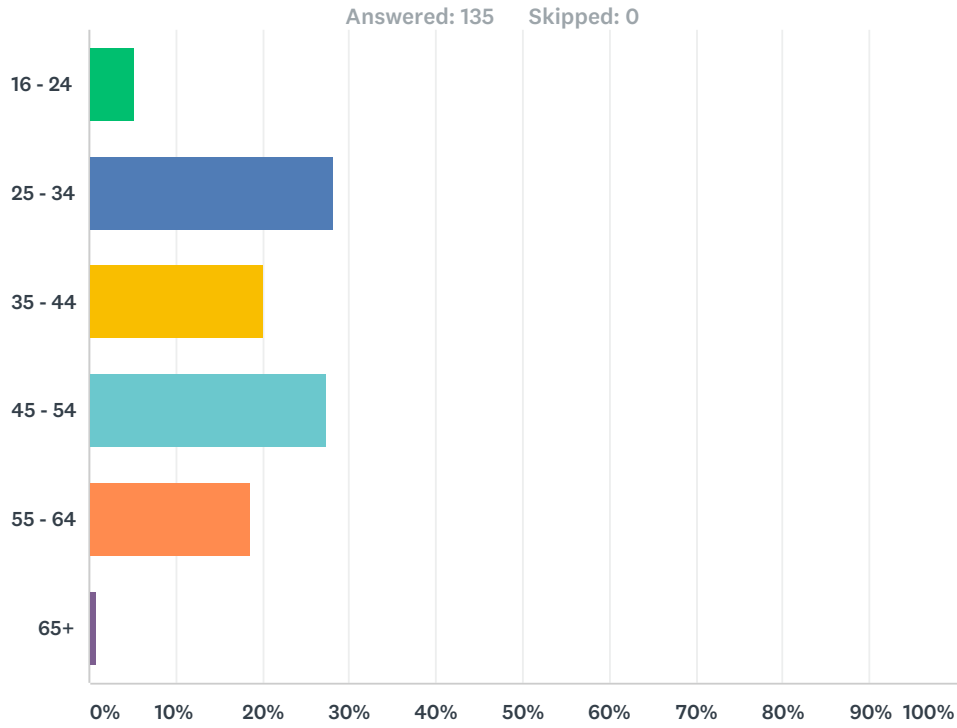


# Q1 Select the category which best describes your role in the firm



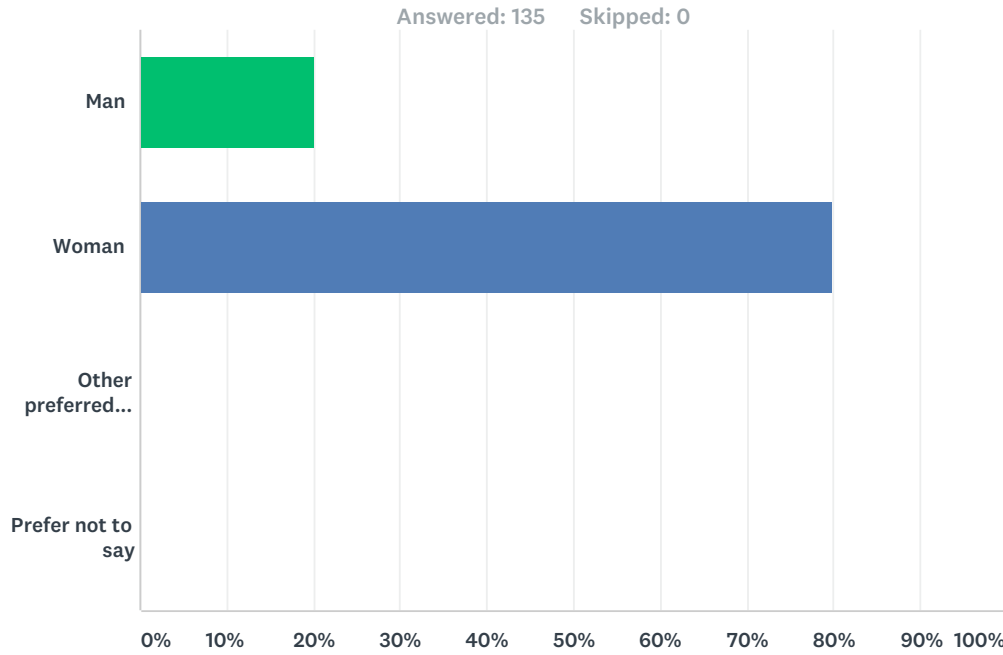
Answer Choices	Responses
Solicitor partner	12.59% 17
Solicitor (not partner)	26.67% 36
Other fee earning role including trainees, members of CILEX who aren't Fellows/Practitioners and paralegals	4.44% 6
Chartered Legal Executives (Fellow)/CILEX Practitioner	4.44% 6
Licensed Practitioner	0.74% 1
Role directly supporting a fee earner	42.96% 58
IT/HR/other corporate services role-includes finance or accountancy roles	2.96% 4
Notary	0.00% 0
Prefer not to say	5.19% 7
<b>Total</b>	<b>135</b>

## Q2 Which age category are you in?



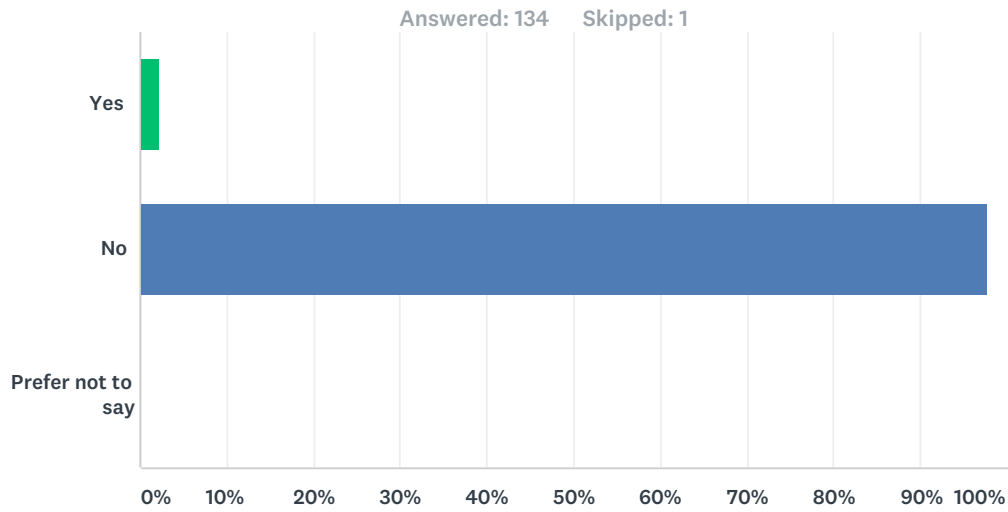
Answer Choices	Responses
16 - 24	5.19% 7
25 - 34	28.15% 38
35 - 44	20.00% 27
45 - 54	27.41% 37
55 - 64	18.52% 25
65+	0.74% 1
<b>Total</b>	<b>135</b>

### Q3 Which gender do you identify with?



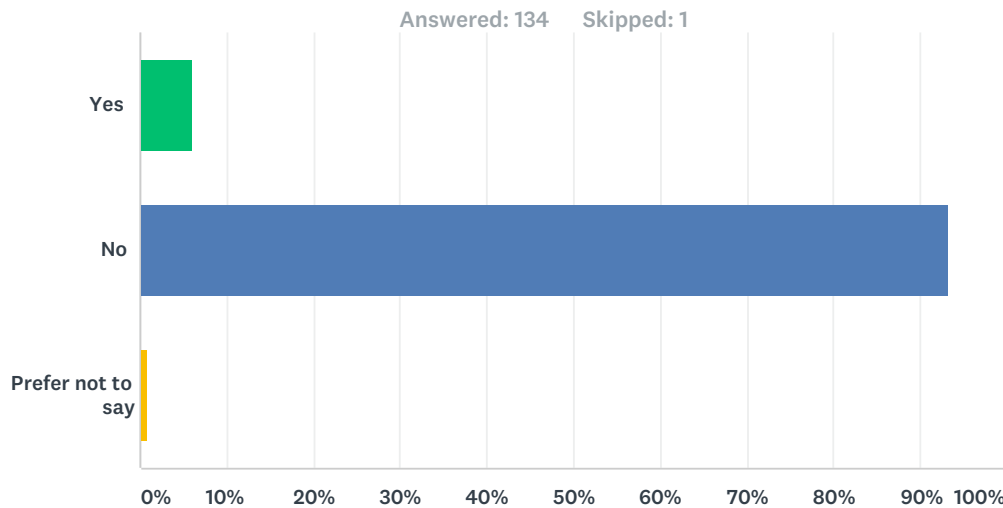
Answer Choices	Responses
Man	20.00% 27
Woman	80.00% 108
Other preferred description	0.00% 0
Prefer not to say	0.00% 0
<b>Total</b>	<b>135</b>

### Q4 Do you consider your own gender identity to be different from that associated with your sex as registered at birth?



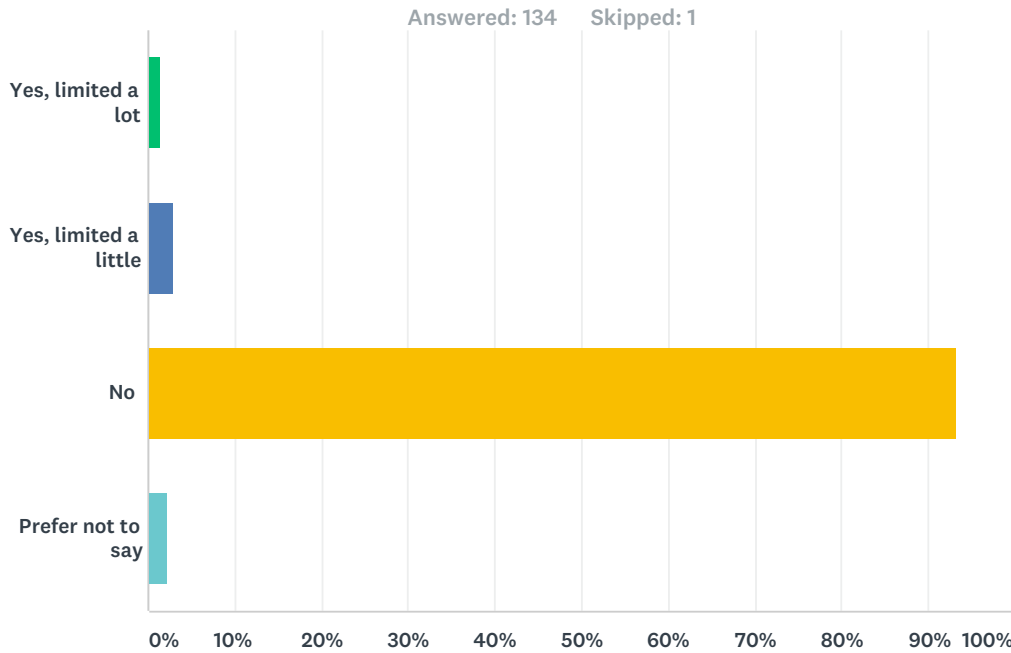
Answer Choices	Responses
Yes	<b>2.24%</b> 3
No	<b>97.76%</b> 131
Prefer not to say	<b>0.00%</b> 0
<b>Total</b>	<b>134</b>

**Q5 Do you consider yourself to have a disability according to the definition in the Equality Act 2010? The Equality Act defines a disabled person as someone who has a mental or physical impairment that has a substantial and long-term adverse effect on the person's ability to carry out normal day-to-day activities. If you have a condition which fits the Equality Act definition, please tick 'Yes' even if you are not limited by your condition.**



Answer Choices	Responses	
Yes	5.97%	8
No	93.28%	125
Prefer not to say	0.75%	1
<b>Total</b>		<b>134</b>

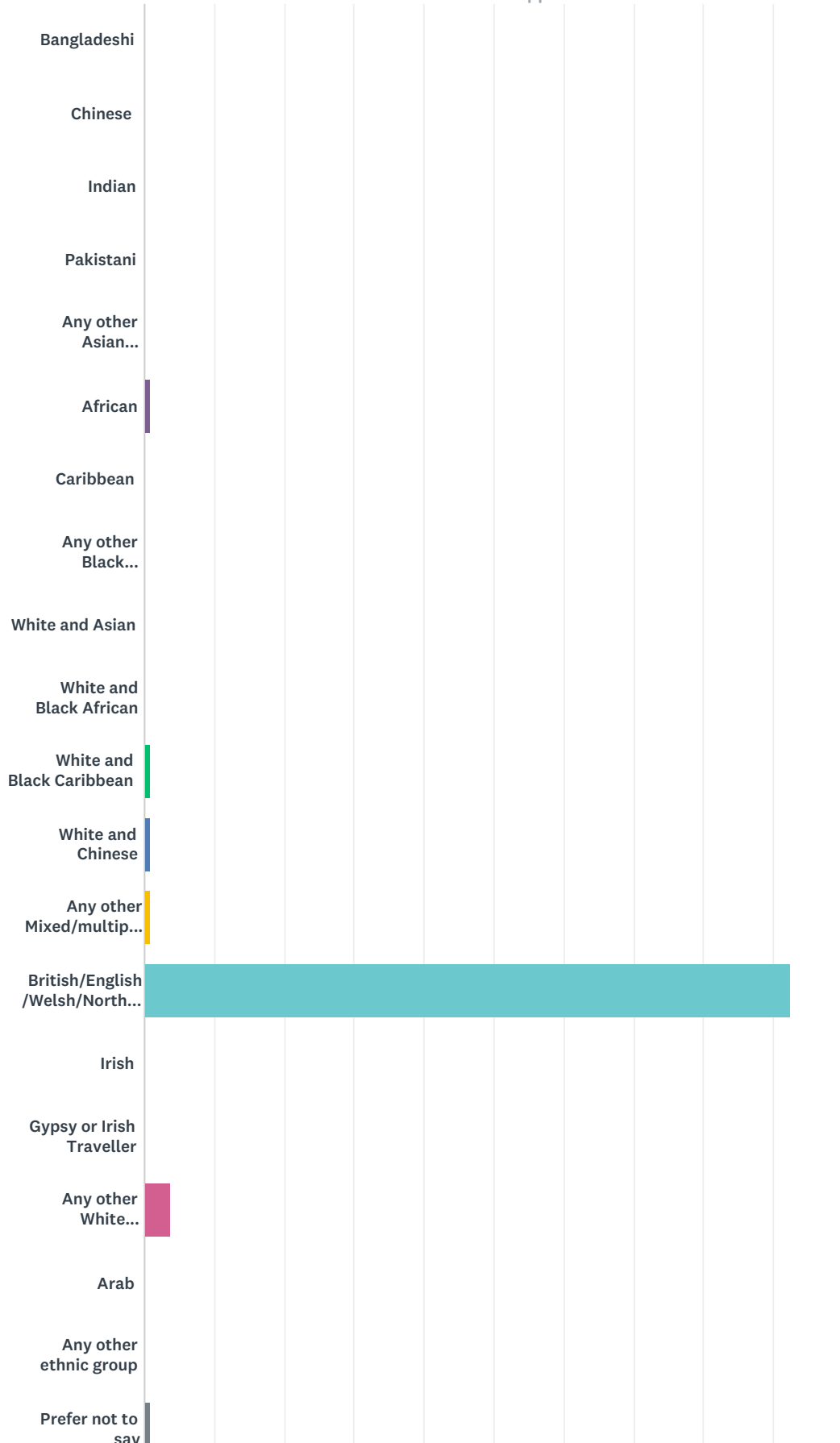
## Q6 Are your day-to-day activities limited because of a health problem or disability which has lasted, or is expected to last, at least 12 months?

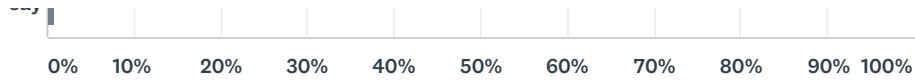


Answer Choices	Responses
Yes, limited a lot	1.49% 2
Yes, limited a little	2.99% 4
No	93.28% 125
Prefer not to say	2.24% 3
<b>Total</b>	<b>134</b>

# Q7 What is your ethnic group?

Answered: 134 Skipped: 1



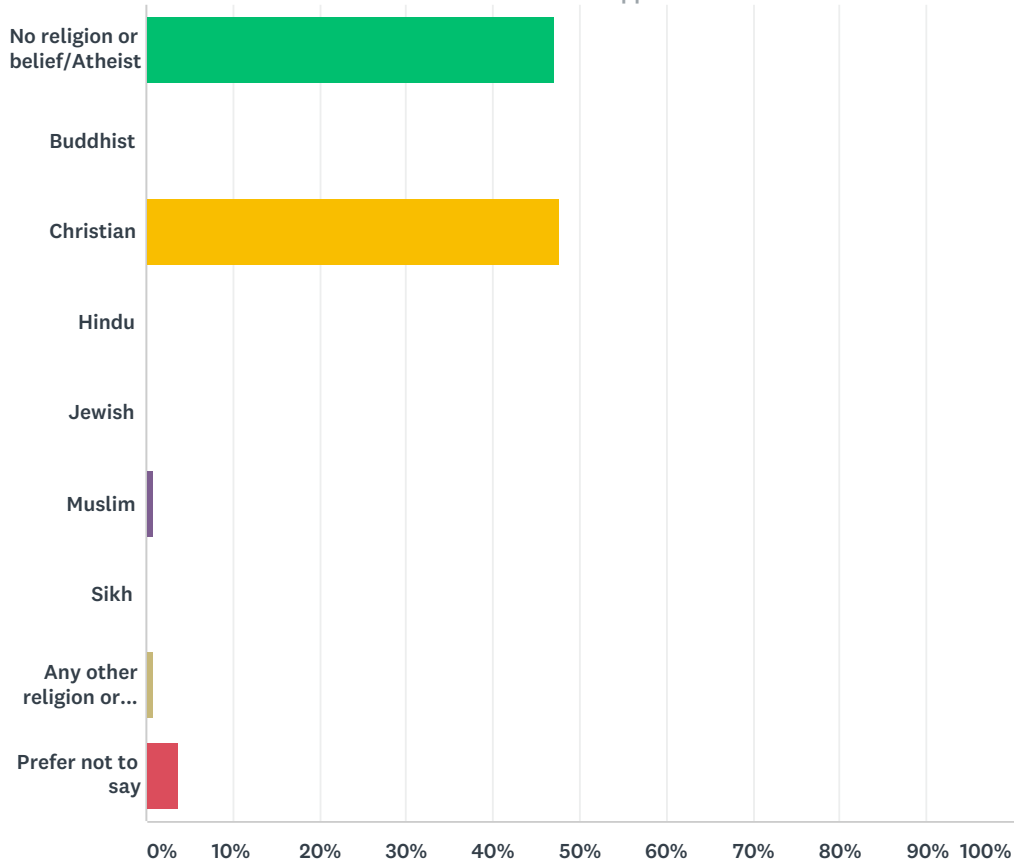


Answer Choices	Responses
Bangladeshi	0.00% 0
Chinese	0.00% 0
Indian	0.00% 0
Pakistani	0.00% 0
Any other Asian background	0.00% 0
African	0.75% 1
Caribbean	0.00% 0
Any other Black background	0.00% 0
White and Asian	0.00% 0
White and Black African	0.00% 0
White and Black Caribbean	0.75% 1
White and Chinese	0.75% 1
Any other Mixed/multiple ethnic background	0.75% 1
British/English/Welsh/Northern Irish/Scottish	92.54% 124
Irish	0.00% 0
Gypsy or Irish Traveller	0.00% 0
Any other White background	3.73% 5
Arab	0.00% 0
Any other ethnic group	0.00% 0
Prefer not to say	0.75% 1
<b>Total</b>	<b>134</b>



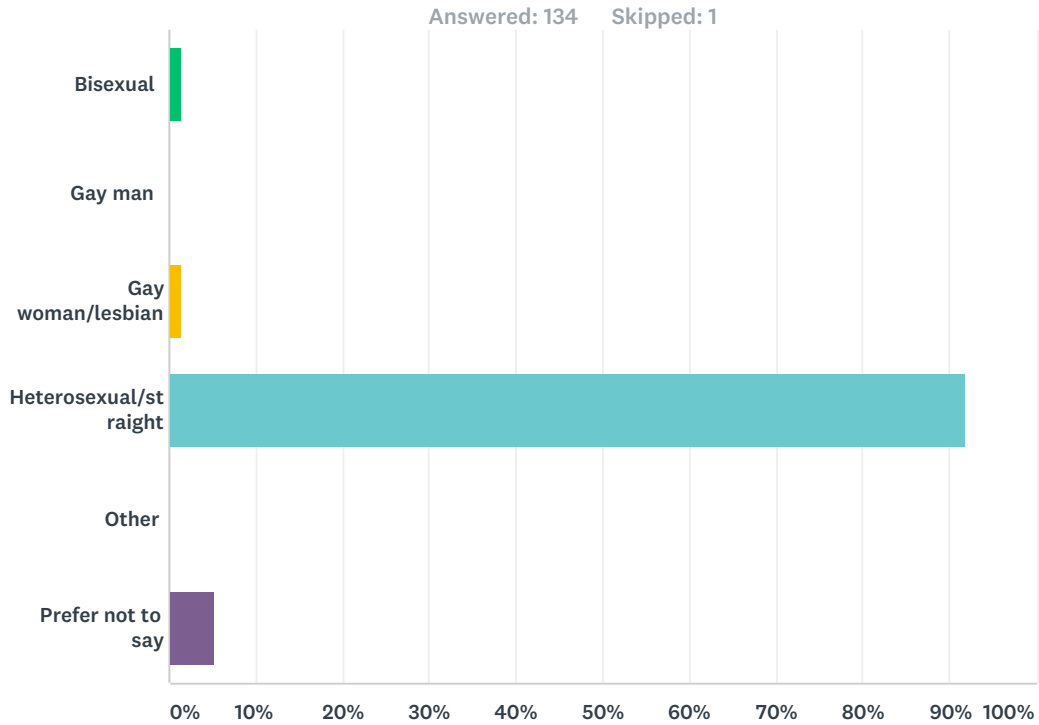
## Q8 What is your religion or belief?

Answered: 134 Skipped: 1



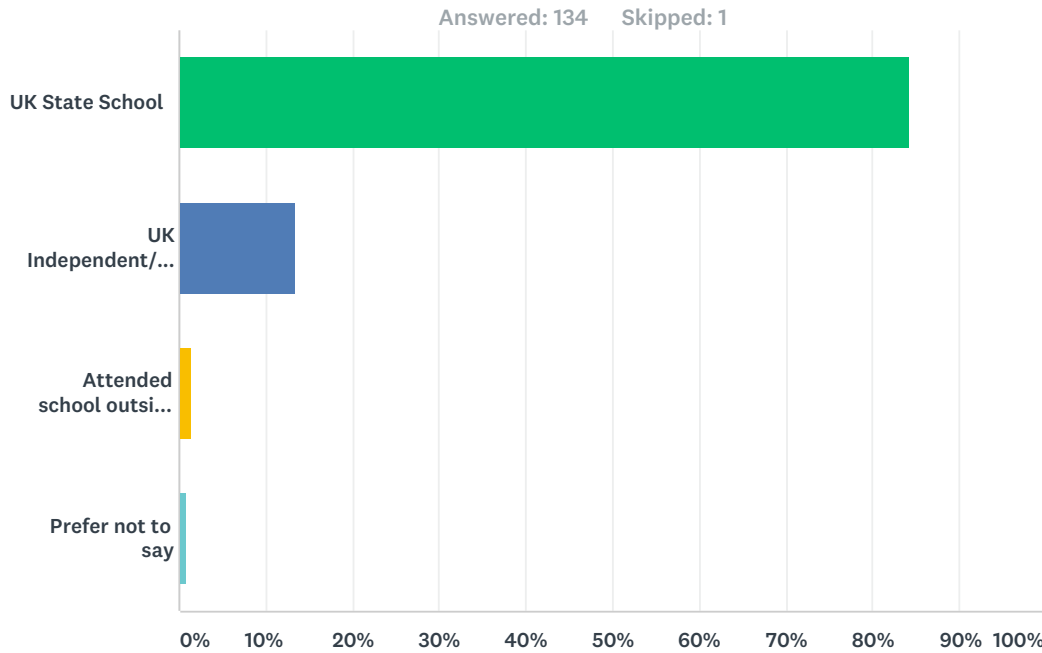
Answer Choices	Responses	
No religion or belief/Atheist	47.01%	63
Buddhist	0.00%	0
Christian	47.76%	64
Hindu	0.00%	0
Jewish	0.00%	0
Muslim	0.75%	1
Sikh	0.00%	0
Any other religion or belief	0.75%	1
Prefer not to say	3.73%	5
<b>Total</b>		<b>134</b>

## Q9 What is your sexual orientation?



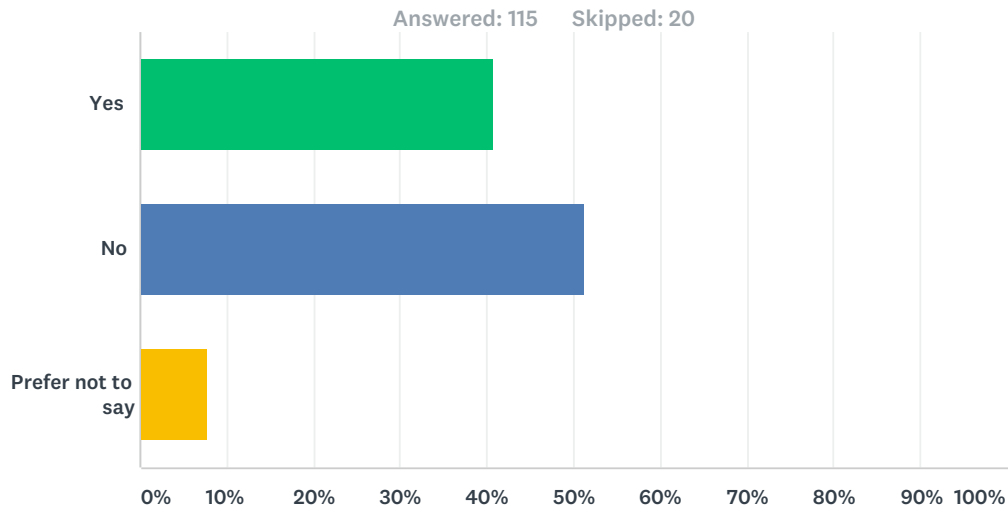
Answer Choices	Responses
Bisexual	1.49% 2
Gay man	0.00% 0
Gay woman/lesbian	1.49% 2
Heterosexual/straight	91.79% 123
Other	0.00% 0
Prefer not to say	5.22% 7
<b>Total</b>	<b>134</b>

**Q10 Did you mainly attend a state or fee paying school between the ages 11 - 18? If you changed schools, please base your answer on the last two years of your education.**



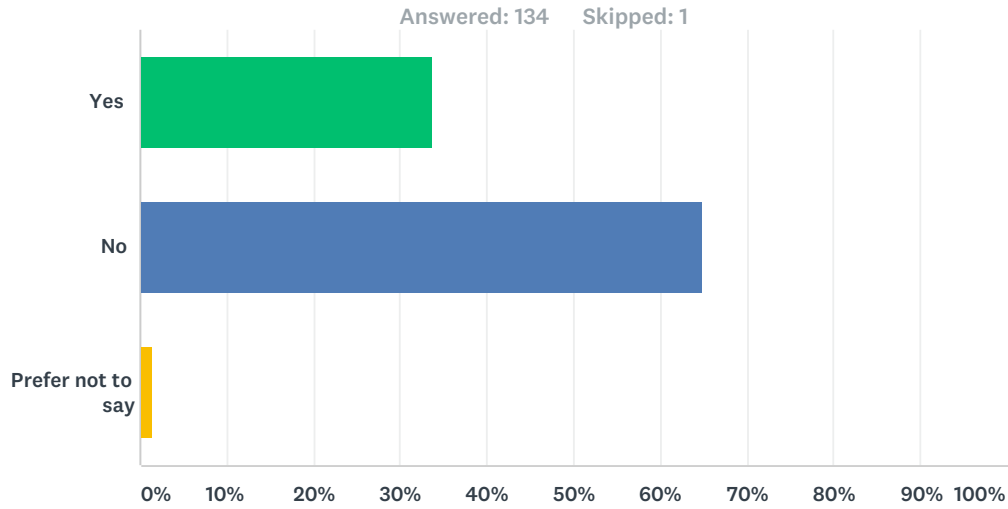
Answer Choices	Responses	
UK State School	84.33%	113
UK Independent/Fee-paying School	13.43%	18
Attended school outside the UK	1.49%	2
Prefer not to say	0.75%	1
<b>Total</b>		<b>134</b>

### Q11 If you went to University (to study a BA, BSc course or higher), were you part of the first generation of your family to do so?



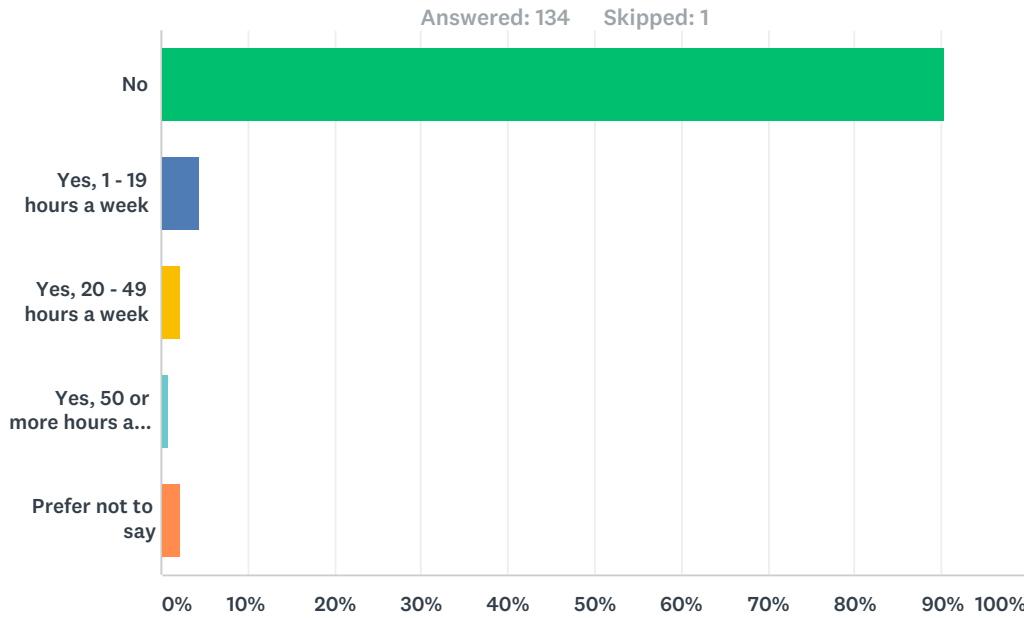
Answer Choices	Responses	
Yes	<b>40.87%</b>	<b>47</b>
No	<b>51.30%</b>	<b>59</b>
Prefer not to say	<b>7.83%</b>	<b>9</b>
<b>Total</b>		<b>115</b>

## Q12 Are you a primary carer for a child or children under 18?



Answer Choices	Responses
Yes	33.58% 45
No	64.93% 87
Prefer not to say	1.49% 2
Total	134

### Q13 Do you look after or care for someone with long term physical or mental ill health caused by disability or age (not in a paid capacity)?



Answer Choices	Responses	
No	<b>90.30%</b>	121
Yes, 1 - 19 hours a week	<b>4.48%</b>	6
Yes, 20 - 49 hours a week	<b>2.24%</b>	3
Yes, 50 or more hours a week	<b>0.75%</b>	1
Prefer not to say	<b>2.24%</b>	3
<b>Total</b>		<b>134</b>