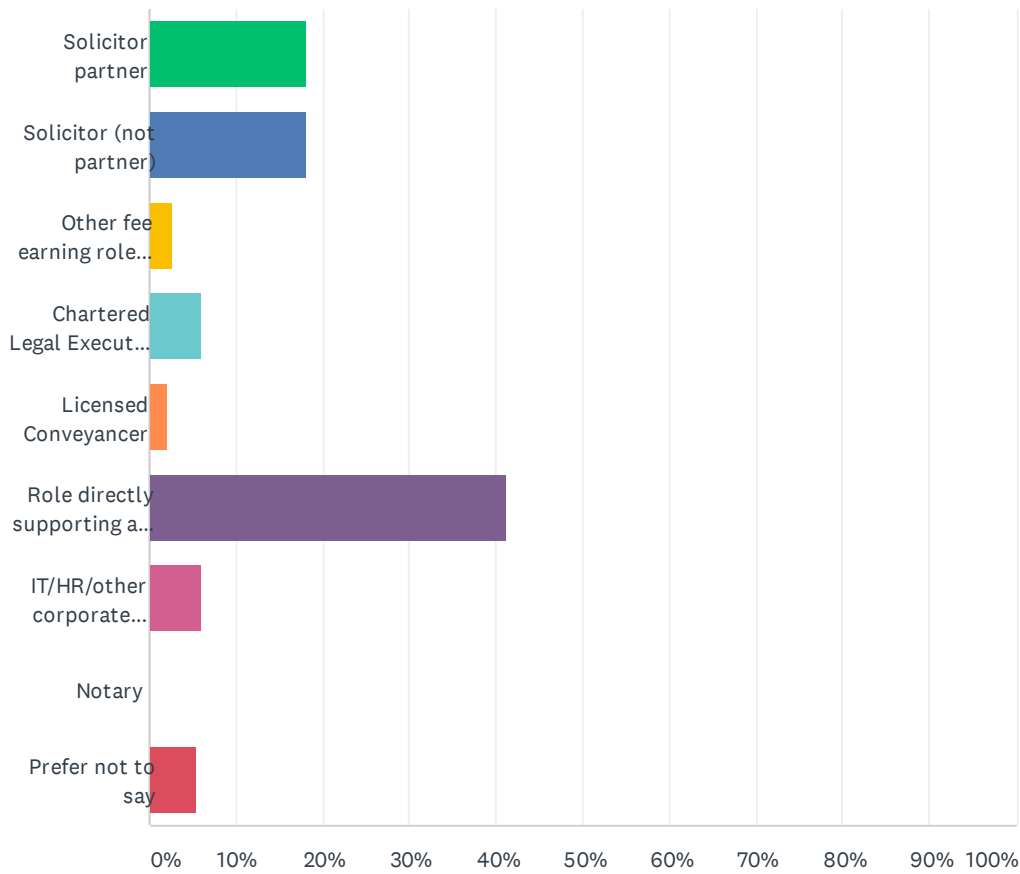


# Q1 Select the category which best describes your role in the firm

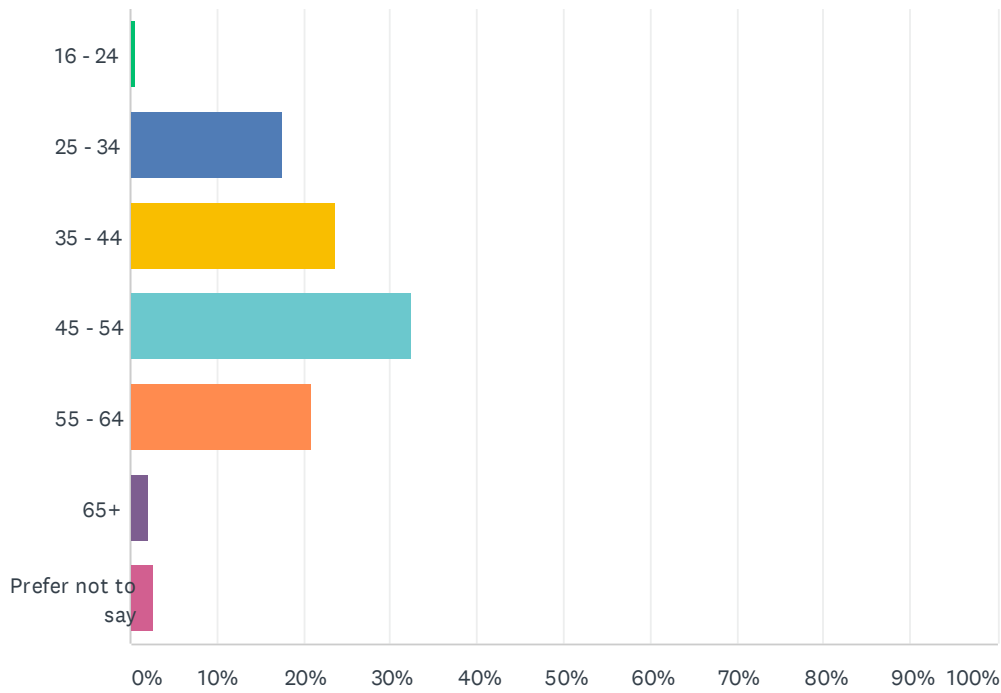
Answered: 148 Skipped: 0



| ANSWER CHOICES  | RESPONSES  |
|---|------------|
| Solicitor partner   | 18.24% 27  |
| Solicitor (not partner)   | 18.24% 27  |
| Other fee earning role including trainees, paralegals and members of CILEX who are neither fellows nor practitioners. | 2.70% 4    |
| Chartered Legal Executive (Fellow)/CILEX Practitioner   | 6.08% 9    |
| Licensed Conveyancer  | 2.03% 3    |
| Role directly supporting a fee earner - includes administrators, legal secretaries                                    | 41.22% 61  |
| IT/HR/other corporate services role-includes finance or accountancy roles   | 6.08% 9    |
| Notary  | 0.00% 0    |
| Prefer not to say   | 5.41% 8    |
| <b>TOTAL</b>  | <b>148</b> |

## Q2 Which age category are you in?

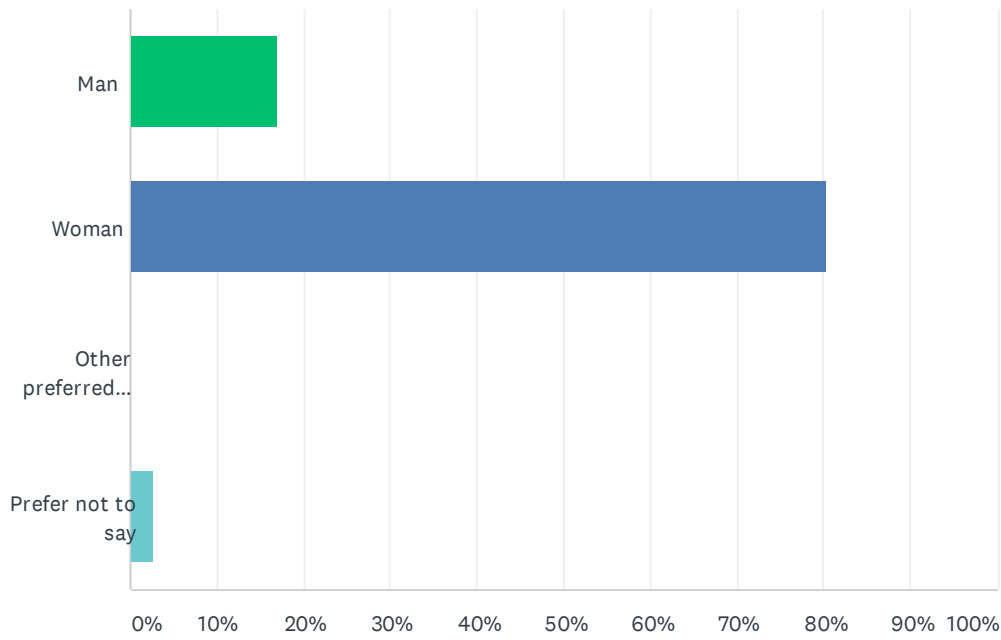
Answered: 148 Skipped: 0



| ANSWER CHOICES    | RESPONSES  |
|-------------------|------------|
| 16 - 24           | 0.68% 1    |
| 25 - 34           | 17.57% 26  |
| 35 - 44           | 23.65% 35  |
| 45 - 54           | 32.43% 48  |
| 55 - 64           | 20.95% 31  |
| 65+               | 2.03% 3    |
| Prefer not to say | 2.70% 4    |
| <b>TOTAL</b>      | <b>148</b> |

### Q3 Which gender do you identify with?

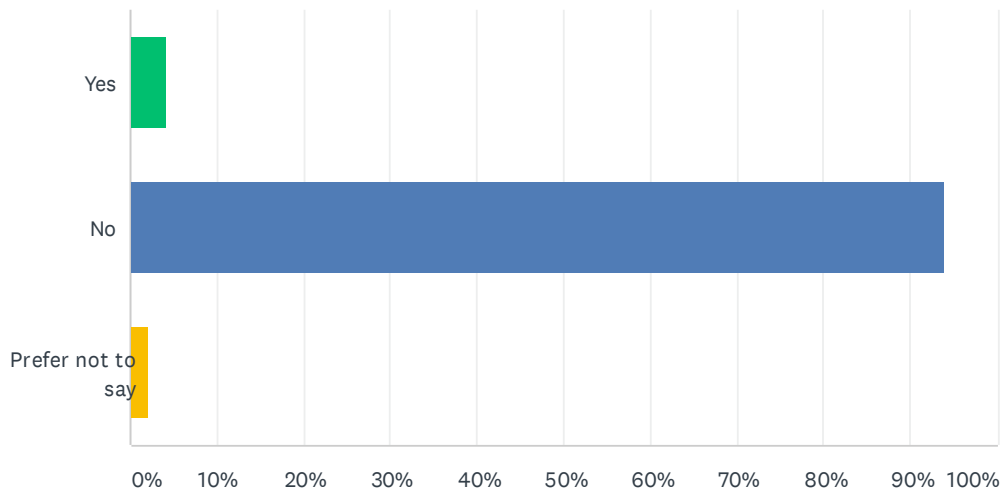
Answered: 148 Skipped: 0



| ANSWER CHOICES              | RESPONSES |            |
|-----------------------------|-----------|------------|
| Man                         | 16.89%    | 25         |
| Woman                       | 80.41%    | 119        |
| Other preferred description | 0.00%     | 0          |
| Prefer not to say           | 2.70%     | 4          |
| <b>TOTAL</b>                |           | <b>148</b> |

### Q4 Do you consider your own gender identity to be different from that associated with your sex as registered at birth?

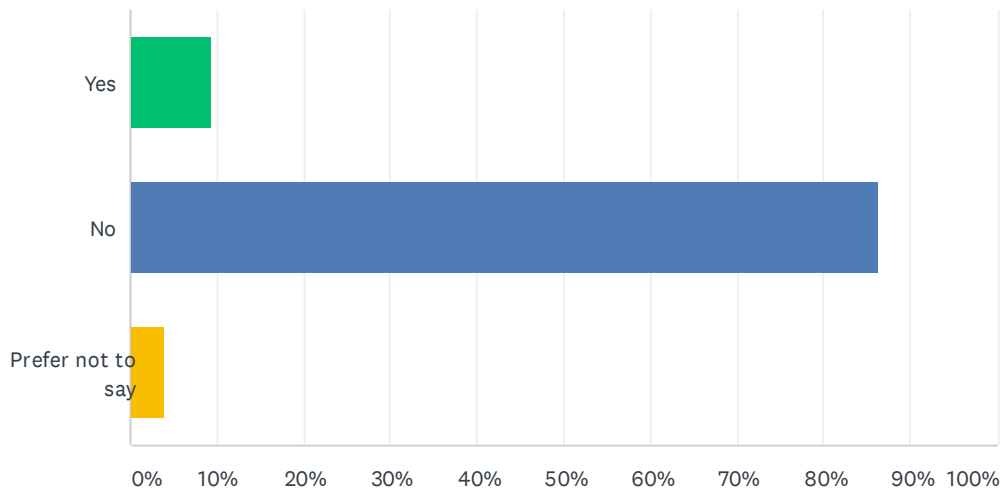
Answered: 146 Skipped: 2



| ANSWER CHOICES    | RESPONSES  |
|-------------------|------------|
| Yes               | 4.11% 6    |
| No                | 93.84% 137 |
| Prefer not to say | 2.05% 3    |
| TOTAL             | 146        |

**Q5 Do you consider yourself to have a disability according to the definition in the Equality Act 2010? The Equality Act defines a disabled person as someone who has a mental or physical impairment that has a substantial and long-term adverse effect on the person's ability to carry out normal day-to-day activities. If you have a condition which fits the Equality Act definition, please tick 'Yes' even if you are not limited by your condition.**

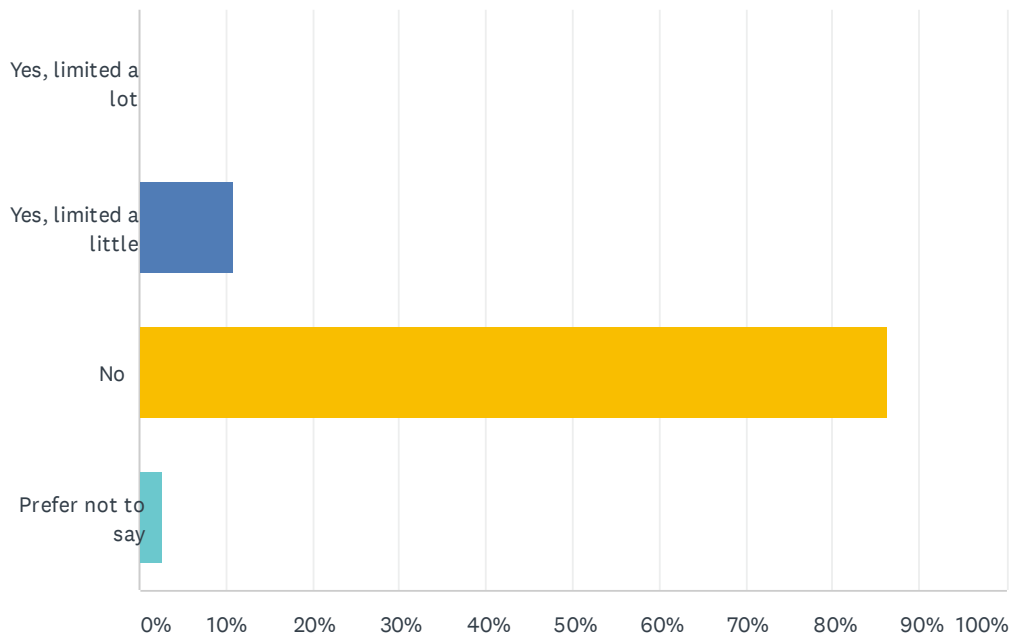
Answered: 148 Skipped: 0



| ANSWER CHOICES    | RESPONSES |            |
|-------------------|-----------|------------|
| Yes               | 9.46%     | 14         |
| No                | 86.49%    | 128        |
| Prefer not to say | 4.05%     | 6          |
| <b>TOTAL</b>      |           | <b>148</b> |

### Q6 Are your day-to-day activities limited because of a health problem or disability which has lasted, or is expected to last, at least 12 months?

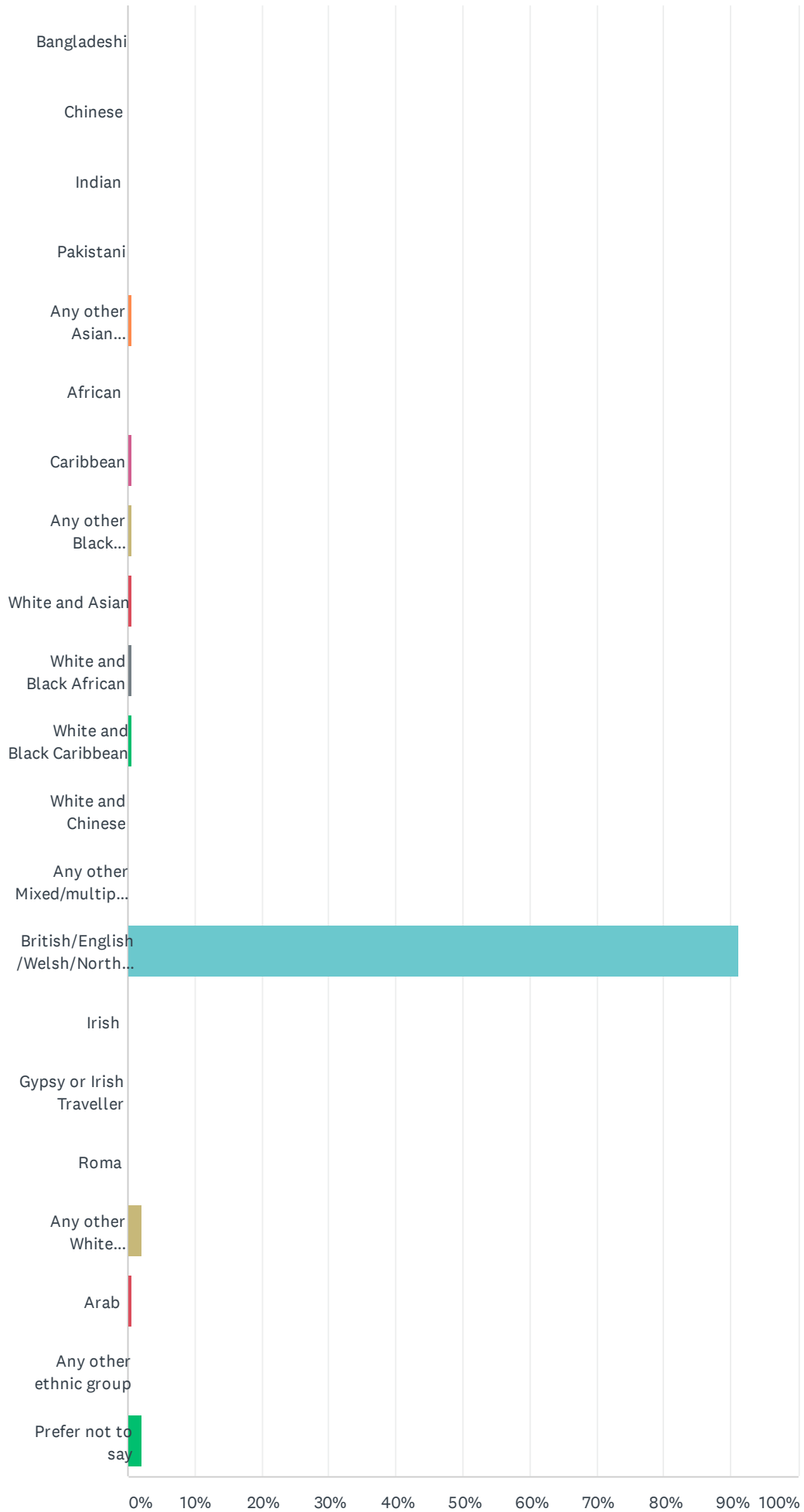
Answered: 148 Skipped: 0



| ANSWER CHOICES        | RESPONSES |            |
|-----------------------|-----------|------------|
| Yes, limited a lot    | 0.00%     | 0          |
| Yes, limited a little | 10.81%    | 16         |
| No                    | 86.49%    | 128        |
| Prefer not to say     | 2.70%     | 4          |
| <b>TOTAL</b>          |           | <b>148</b> |

## Q7 What is your ethnic group?

Answered: 148 Skipped: 0

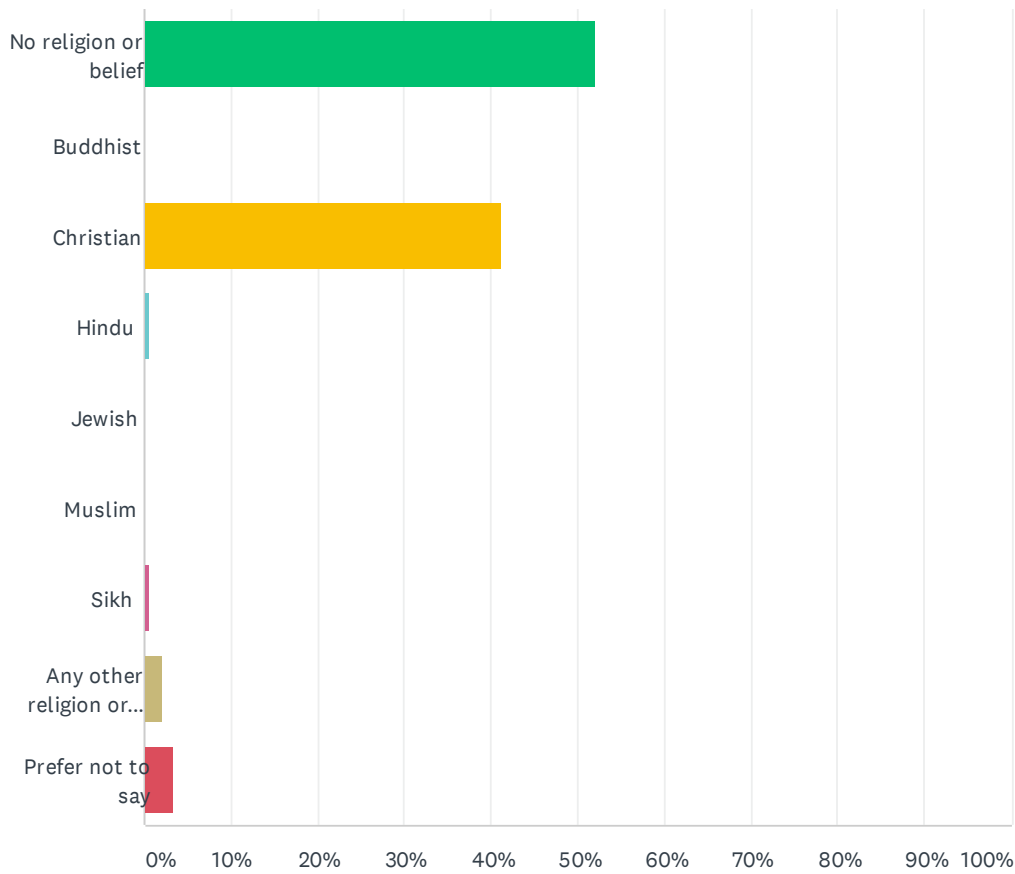




| ANSWER CHOICES                                | RESPONSES |            |
|---|-----------|------------|
| Bangladeshi                                   | 0.00%     | 0          |
| Chinese                                       | 0.00%     | 0          |
| Indian  | 0.00%     | 0          |
| Pakistani                                     | 0.00%     | 0          |
| Any other Asian background                    | 0.68%     | 1          |
| African                                       | 0.00%     | 0          |
| Caribbean                                     | 0.68%     | 1          |
| Any other Black background                    | 0.68%     | 1          |
| White and Asian                               | 0.68%     | 1          |
| White and Black African                       | 0.68%     | 1          |
| White and Black Caribbean                     | 0.68%     | 1          |
| White and Chinese                             | 0.00%     | 0          |
| Any other Mixed/multiple ethnic background    | 0.00%     | 0          |
| British/English/Welsh/Northern Irish/Scottish | 91.22%    | 135        |
| Irish   | 0.00%     | 0          |
| Gypsy or Irish Traveller                      | 0.00%     | 0          |
| Roma  | 0.00%     | 0          |
| Any other White background                    | 2.03%     | 3          |
| Arab  | 0.68%     | 1          |
| Any other ethnic group                        | 0.00%     | 0          |
| Prefer not to say                             | 2.03%     | 3          |
| <b>TOTAL</b>                                  |           | <b>148</b> |

### Q8 What is your religion or belief?

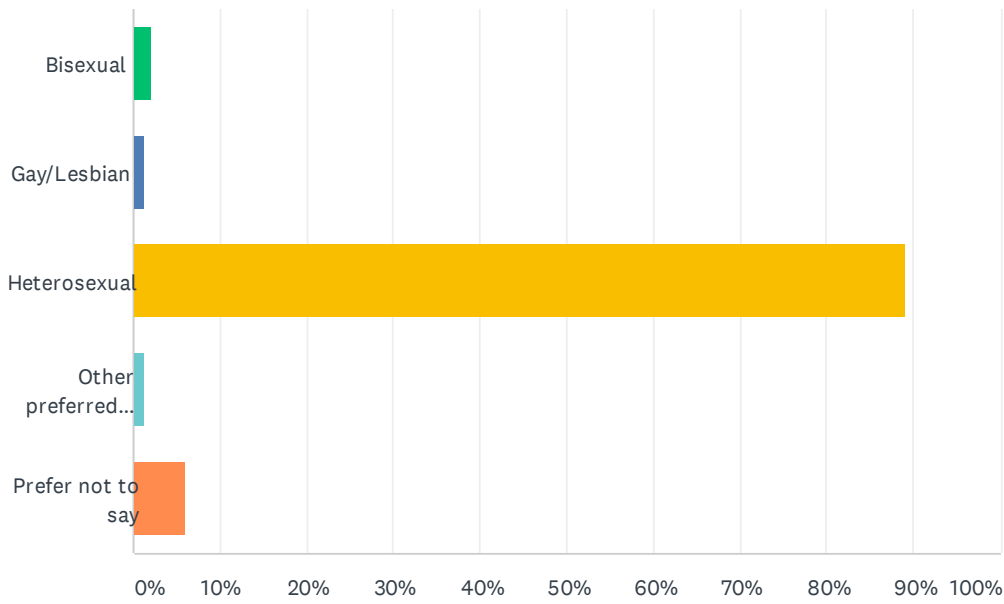
Answered: 148 Skipped: 0



| ANSWER CHOICES               | RESPONSES |            |
|------------------------------|-----------|------------|
| No religion or belief        | 52.03%    | 77         |
| Buddhist                     | 0.00%     | 0          |
| Christian                    | 41.22%    | 61         |
| Hindu                        | 0.68%     | 1          |
| Jewish                       | 0.00%     | 0          |
| Muslim                       | 0.00%     | 0          |
| Sikh                         | 0.68%     | 1          |
| Any other religion or belief | 2.03%     | 3          |
| Prefer not to say            | 3.38%     | 5          |
| <b>TOTAL</b>                 |           | <b>148</b> |

### Q9 What is your sexual orientation?

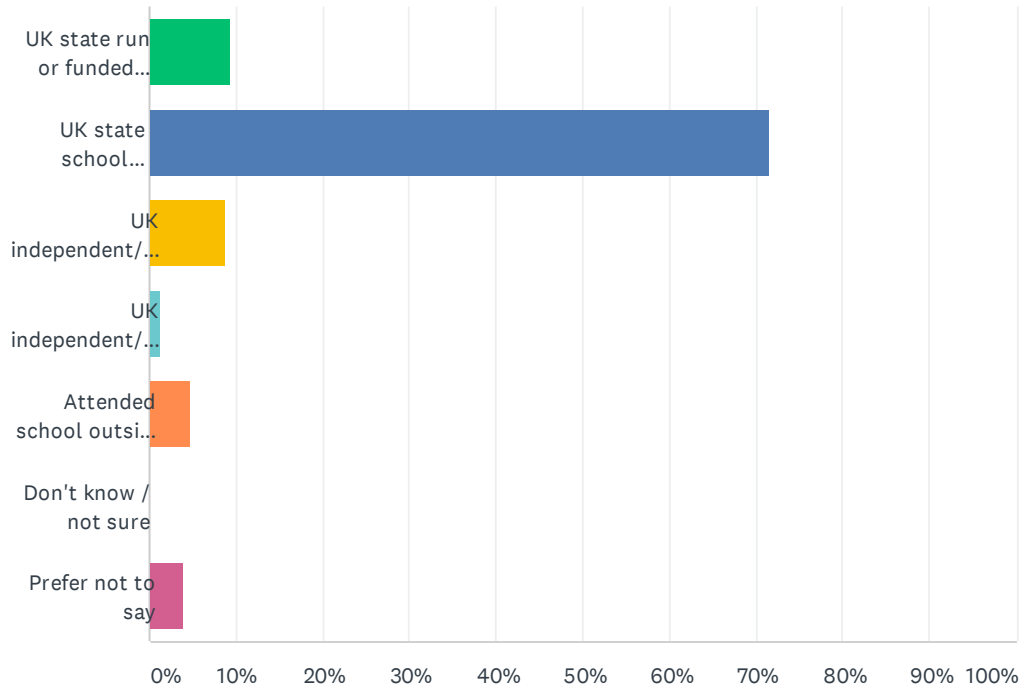
Answered: 148 Skipped: 0



| ANSWER CHOICES              | RESPONSES  |
|-----------------------------|------------|
| Bisexual                    | 2.03% 3    |
| Gay/Lesbian                 | 1.35% 2    |
| Heterosexual                | 89.19% 132 |
| Other preferred description | 1.35% 2    |
| Prefer not to say           | 6.08% 9    |
| <b>TOTAL</b>                | <b>148</b> |

### Q10 What type of school did you mainly attend between the ages between the ages 11 and 16? If you changed schools, please base your answer on the last two years of your education.

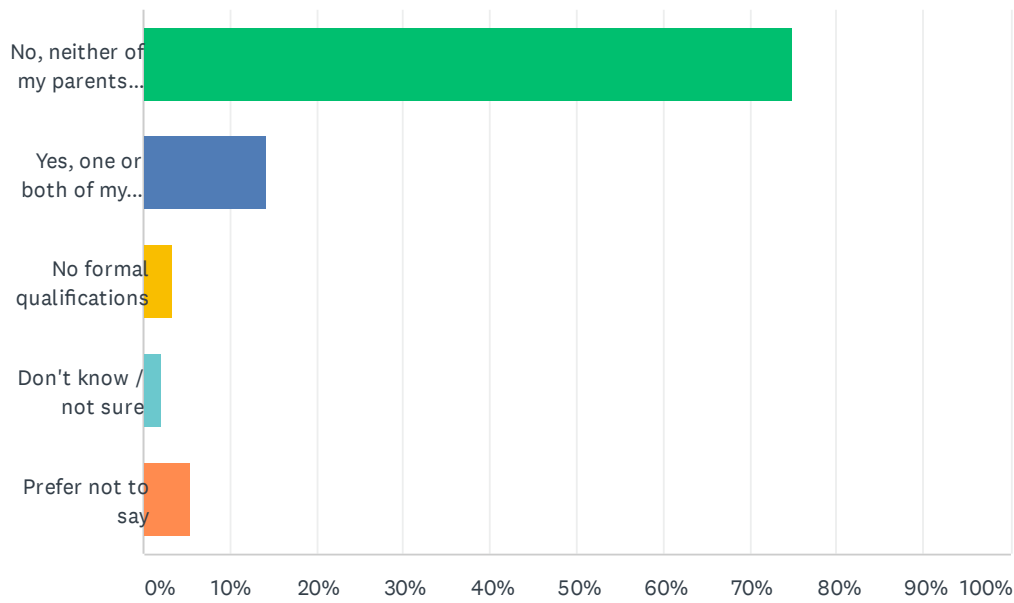
Answered: 148 Skipped: 0



| ANSWER CHOICES   | RESPONSES  |
|--|------------|
| UK state run or funded school (selective on academic, faith or other grounds)                  | 9.46% 14   |
| UK state school (non-selective)  | 71.62% 106 |
| UK independent/fee-paying school   | 8.78% 13   |
| UK independent/fee-paying school where I received a bursary covering 90% or more of my tuition | 1.35% 2    |
| Attended school outside the UK   | 4.73% 7    |
| Don't know / not sure  | 0.00% 0    |
| Prefer not to say  | 4.05% 6    |
| <b>TOTAL</b>   | <b>148</b> |

### Q11 Did either of your parents or guardian(s) attend university by the time you were 18?

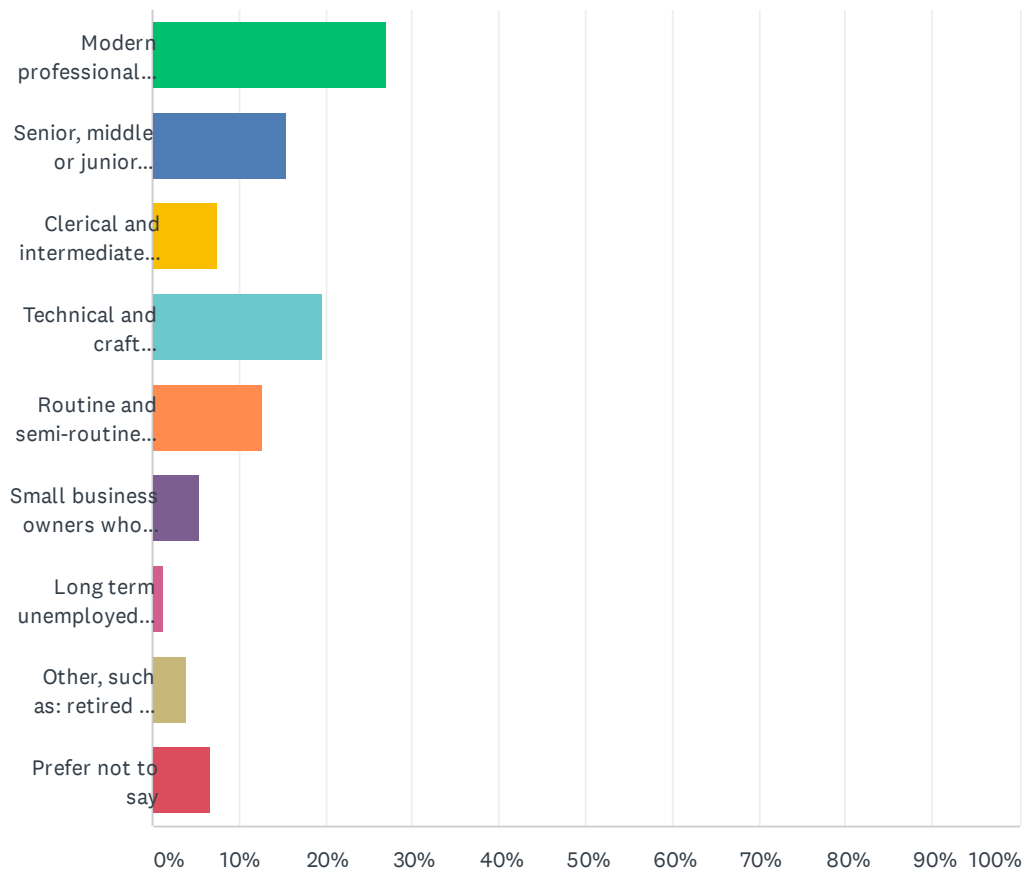
Answered: 148 Skipped: 0



| ANSWER CHOICES                                     | RESPONSES |            |
|--|-----------|------------|
| No, neither of my parents attended university      | 75.00%    | 111        |
| Yes, one or both of my parents attended university | 14.19%    | 21         |
| No formal qualifications                           | 3.38%     | 5          |
| Don't know / not sure                              | 2.03%     | 3          |
| Prefer not to say                                  | 5.41%     | 8          |
| <b>TOTAL</b>                                       |           | <b>148</b> |

### Q12 What was the occupation of your main household earner when you were about 14?

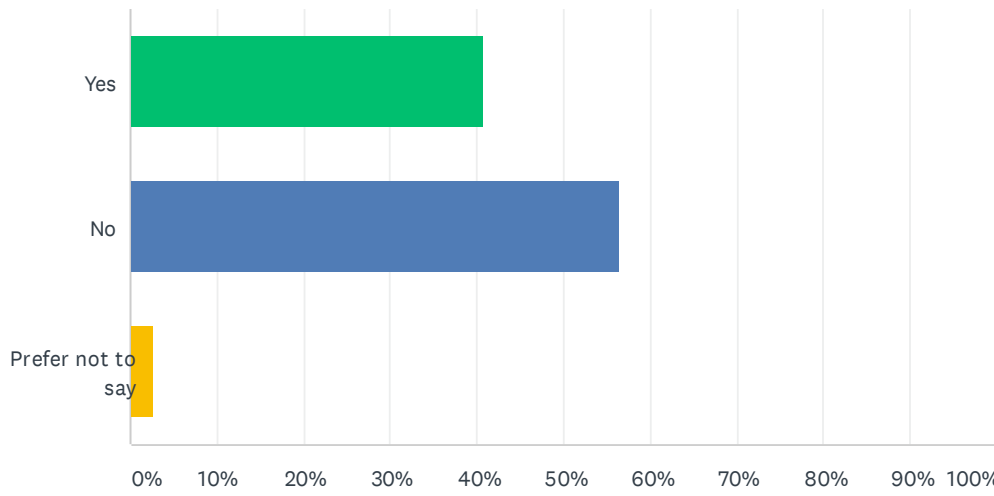
Answered: 148 Skipped: 0



| ANSWER CHOICES  | RESPONSES |            |
|---|-----------|------------|
| Modern professional and traditional professional occupations such as: teacher/lecturer, nurse, physiotherapist, accountant, solicitor, social worker, musician, civil/mechanical engineer, scientist, police officer (sergeant or above), software designer                   | 27.03%    | 40         |
| Senior, middle or junior managers and administrators usually responsible for planning, organising and co-ordinating work and for finance such as: finance manager, chief executive, large business owner, bank manager, office manager, restaurant manager, warehouse manager | 15.54%    | 23         |
| Clerical and intermediate occupations such as: secretary, personal assistant, clerical worker, office clerk, call centre agent, nursing auxiliary, nursery nurse  | 7.43%     | 11         |
| Technical and craft occupations such as: motor mechanic, fitter, inspector, plumber, printer, tool maker, electrician, gardener, train driver   | 19.59%    | 29         |
| Routine and semi-routine, manual and service occupations such as: postal worker, machine operative, security guard, caretaker, farm worker, catering assistant, receptionist, sales assistant, HGV driver, cleaner, porter, packer, labourer, waitress, bar staff             | 12.84%    | 19         |
| Small business owners who employed fewer than 25 people such as: corner shop owners, small plumbing companies, retail shop owner, single restaurant or cafe owner, garage owner   | 5.41%     | 8          |
| Long term unemployed (claimed Jobseeker's Allowance or earlier unemployment benefit for more than a year)   | 1.35%     | 2          |
| Other, such as: retired / this question does not apply to me / I don't know   | 4.05%     | 6          |
| Prefer not to say   | 6.76%     | 10         |
| <b>TOTAL</b>  |           | <b>148</b> |

### Q13 Are you a primary carer for a child or children under 18?

Answered: 147 Skipped: 1

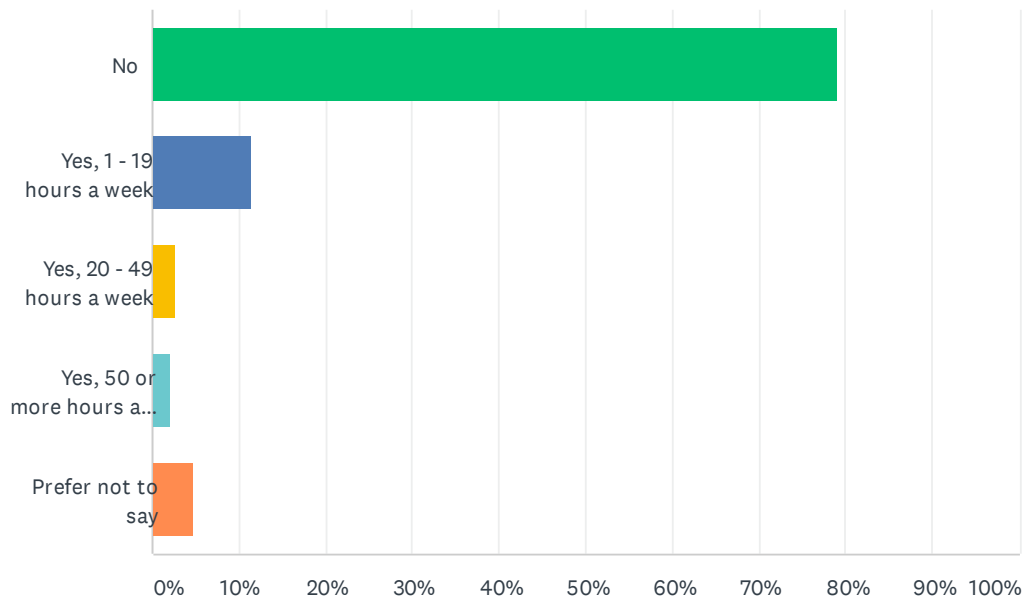


| ANSWER CHOICES    | RESPONSES |            |
|-------------------|-----------|------------|
| Yes               | 40.82%    | 60         |
| No                | 56.46%    | 83         |
| Prefer not to say | 2.72%     | 4          |
| <b>TOTAL</b>      |           | <b>147</b> |



### Q14 Do you look after or care for someone with long term physical or mental ill health caused by disability or age (not in a paid capacity)?

Answered: 148 Skipped: 0



| ANSWER CHOICES               | RESPONSES |            |
|------------------------------|-----------|------------|
| No                           | 79.05%    | 117        |
| Yes, 1 - 19 hours a week     | 11.49%    | 17         |
| Yes, 20 - 49 hours a week    | 2.70%     | 4          |
| Yes, 50 or more hours a week | 2.03%     | 3          |
| Prefer not to say            | 4.73%     | 7          |
| <b>TOTAL</b>                 |           | <b>148</b> |